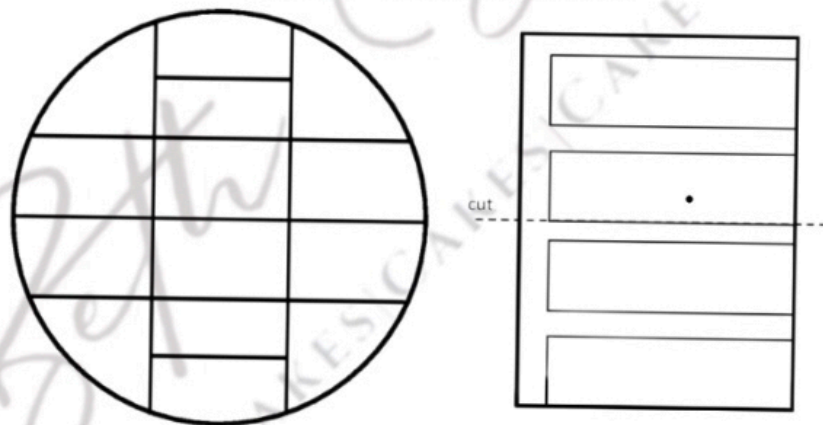


# Cake Cutting

6" GUIDE - 14 OR 28 SLICES



1. CUT INTO 14 SLICES AS SHOWN ABOVE

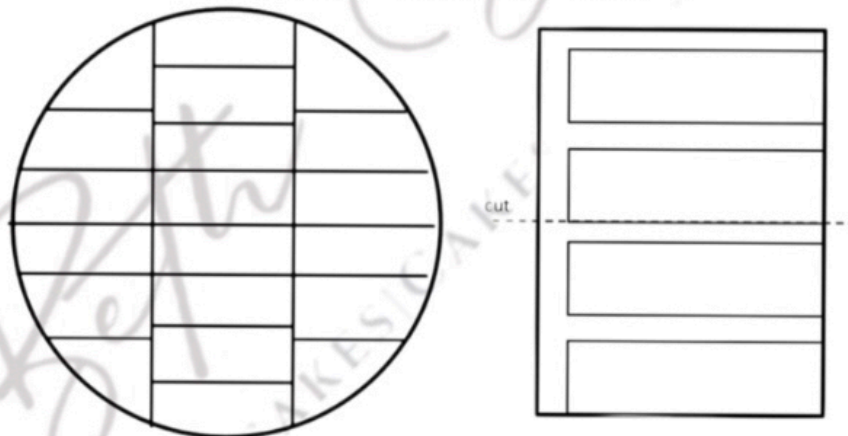
2. CUT SLICE IN HALF AS SHOWN ABOVE, TO CREATE 2 PORTIONS

*Beth Bakes*

CUPCAKES|CAKES|CAKE TOPPERS

# Cake Cutting

8" GUIDE - 20 OR 40 SLICES



1. CUT INTO 20 SLICES AS SHOWN ABOVE

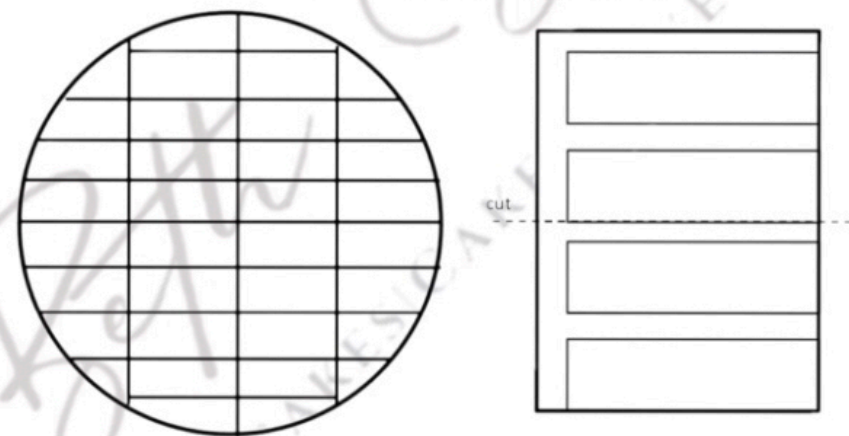
2. CUT SLICE IN HALF AS SHOWN ABOVE, TO CREATE 2 PORTIONS

*Beth Bakes*

CUPCAKES|CAKES|CAKE TOPPERS

# Cake Cutting

10" GUIDE - 36 OR 72 SLICES



1. CUT INTO 36 SLICES AS SHOWN ABOVE

2. CUT SLICE IN HALF AS SHOWN ABOVE, TO CREATE 2 PORTIONS

*Beth Bakes*

CUPCAKES|CAKES|CAKE TOPPERS